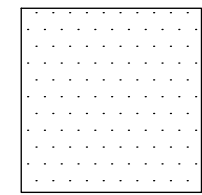
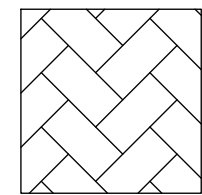


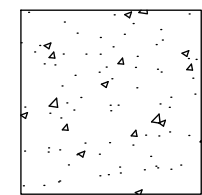
CONST 6" CONCRETE



CONST 4" CONCRETE



STAMPED CONCRETE/ PAVER



EXIST CONCRETE

NOTES:

1. 19"-24" DEEP ROOT BARRIERS MUST BE INSTALLED ALONG ALL CURBS & SIDEWALKS WITHIN 10' OF EXISTING OR PROPOSED TREES. (SEE LANDSCAPE PLANS)
2. SURVEYOR SHALL VERIFY ALL DIMENSIONS PRIOR TO STAKING & INFORM THE ENGINEER OF RECORD OF ANY DISCREPANCIES.
3. ALL DETECTABLE WARNINGS SHALL BE CONSTRUCTED IN ACCORD W/ 2010 USDOT ADA REQ'S, 2010 FBC & 2020 FDOT DESIGN STD'S INDEX 522--002.
4. ALL HANDICAP RAMPS SHALL BE IN ACCORDANCE WITH LATEST 2025/26 FDOT DESIGN STANDARDS #522--002.
5. ALL TRAFFIC SIGNAGE AND PAVEMENT MARKINGS TO BE PROVIDED ON THE SITE PLAN IN CONFORMANCE WITH BROWARD COUNTY TRAFFIC ENGINEERING DIVISION (BCHTED) AND MUTCD STANDARDS.
6. ALL PAVEMENT MARKINGS SHALL CONFORM TO CITY OF FORT LAUDERDALE, "BROWARD COUNTY TRAFFIC ENGINEERING DIVISION STANDARDS" (BCTED)
7. ALL MARKINGS SHALL BE THERMOPLASTIC MATERIAL MEETING THE BCTED AND FDOT STANDARDS, EXCEPT FOR THE PARKING SPACE MARKINGS WHICH MAY BE REFLECTORIZED PAINT MEETING THE BCTED STANDARDS AND FLORIDA DEPARTMENT OF TRANSPORTATION (FDOT) SPECIFICATIONS FOR STANDARD PAINT.
8. ALL PARKING SPACES MUST HAVE A PAVEMENT MARKING ON EACH SIDE OF EACH SPACE TO IDENTIFY THE LIMITS OF THE SPACE.
9. ALL ACCESSIBLE PARKING SPACES, ACCESSIBLE PARKING ACCESS AISLES, SIDEWALK CURB RAMPS, ACCESSIBLE ROUTES AND RAMPS MUST BE ADA COMPLIANT PER FLORIDA BUILDING CODE, SIXTH EDITION, 'ACCESSIBILITY'.
10. ALL ACCESSIBLE PARKING SPACES, ACCESSIBLE PARKING ACCESS AISLES, SIDEWALK CURB RAMPS, ACCESSIBLE ROUTES AND RAMPS SHALL BE FIELD CHECKED AT THE TIME OF FINAL INSPECTION TO CONFIRM COMPLIANCE WITH ADA STANDARDS/REQUIREMENTS, INCLUDING SLOPING. NON--CONFORMING ACCESSIBLE PARKING SPACES, ACCESSIBLE PARKING ACCESS AISLES, ACCESSIBLE ROUTES AND RAMPS WILL BE REQUIRED TO BE CORRECTED FOR ACCEPTANCE OF THE PERMITTED WORK.
11. THE INTERIOR CURBING AT THE ENTRY, EXIT AND BEFORE THE PAYLANE SHALL BE MOUNTABLE B--CURB. TRANSITION FROM D--CURB TO B--CURB WHERE SHOWN

SIGN NOTES:

1. STOP SIGN, R1-1, SIZE SHALL BE 30"X30"
2. DO NOT ENTER SIGN, R5-1, SHALL BE 30"X30"